


# PROP TALK A

Whole Group Leader Guide



## TWO BY TWO

### 1<sup>st</sup> MY UMBRELLA

directions on back

## YOU'LL NEED

- Umbrella (1 per room)
- Spray bottle filled with water (1 per room)

### 2<sup>nd</sup> SAY WITH ME

all ages

**Say Together:** I'm God's friend, so I obey!

### 3<sup>rd</sup> QUESTIONS

ages 4-K

1. **What does God's umbrella keep you safe from?**  
*Sin and wrong choices that will hurt me*
2. **When you ask Jesus to forgive you and you choose to obey, can you get back under God's safe umbrella?** *Yes*

## MY UMBRELLA

directions

### Before Prop Talk

1. **Give** spray bottle to another leader.

### Prop Talk

1. Other leader **sprays** water on you.

**Say:** Oh no! I'm getting all wet! What do I need to keep me safe from the rain?

2. Kids **answer.** *Umbrella*

**Say:** You're right! An umbrella! When I obey God, I stay under God's safe umbrella! God keeps me safe from sin and wrong choices that could hurt me!

3. **Hold** umbrella over your head.
4. Leader **squirts** at umbrella, and you **stay dry.**

**Say:** If I choose to disobey my parents or leaders, then I'm not under God's safe umbrella! Sin and wrong choices can hurt me and get me in trouble!

5. **Place** umbrella on ground away from you.
6. Other leader **squirts** you, and you get all wet.

**Say:** This disobeying is no good! I need to ask Jesus to forgive me and help me to obey!

7. **Pray** together, "Jesus please forgive us when we make wrong choices, and help us to obey. In Jesus' name, amen."


**Say:** That's better! I will make right choices and obey so I can stay safe under God's umbrella.

8. **Hold** umbrella over your head again.
9. Leader squirts at umbrella, and you **stay dry!**
10. **Say** "Say With Me" listed on the front.

11. For ages 4-K, **ask** "Questions" listed on the front.

# PROP TALK B

Whole Group Leader Guide



## TWO BY TWO

### 1<sup>st</sup> OBEY PARENTS

directions on back

### YOU'LL NEED

- Dog ears (1 per room)
- Elephant ears (1 per room)
- Zebra ears (1 per room)

### 2<sup>nd</sup> SAY WITH ME

all ages

**Say Together:** I'm God's friend, so I obey!

### 3<sup>rd</sup> QUESTIONS

ages 4-K

1. **When you obey your parents, who else are you obeying?** *God*
2. **Finish what I'm saying: God promises to help you do a good a job and live a long life with Him when you \_\_\_\_.** *Obey your parents and leaders*

## OBEY PARENTS

directions

**Say:** Friends, when we obey our parents and leaders, we're obeying God, too. Let's play a game about that. Pretend I'm a grown up dog and you're my puppies!

1. **Put on** the dog ears.
2. **Hold up** your hands like paws, **stick out** your tongue, and **pant** like a dog.
3. Kids **pretend** they're puppies.

**Say:** Puppies, wag your tails to obey!

4. Kids **wag** their "tails."

**Say:** Good puppies! Now, sit still to obey!

5. Kids **sit still** while you **put on** elephant ears, and pretend to swing an elephant trunk.

**Say:** Now I'm a grown up elephant and you're my baby elephants. Baby elephants, swing your trunks to obey!

6. Kids **copy**, and **swing** their "trunks."

**Say:** Good elephants! Now, sit still to obey!

7. **Put on** zebra ears, and **gallop** in place.

**Say:** Now I'm a grown up zebra and you're my baby zebras. Baby zebras, gallop like me to obey!

8. Kids **copy**, and **gallop** in place.
9. **Take off** ears, and help kids **settle down**.


**Say:** You're all good at obeying! God promises to help you do a good job and live a long life with Him when you obey your parents and leaders!

10. **Say** "Say With Me" listed on the front.

11. For ages 4-K, **ask** "Questions" listed on the front.

# PROP TALK C

Whole Group Leader Guide



## TWO BY TWO

### 1<sup>st</sup> OBEY LEADERS

directions on back

## YOU'LL NEED

- Rainbow streamer (1 per room)

### 2<sup>nd</sup> SAY WITH ME

all ages

**Say Together:** I'm God's friend, so I obey.

### 3<sup>rd</sup> QUESTIONS

ages 4-K

1. **God will help you do a good job at obeying.**  
**Who can God help you to obey?** *Our parents, our leaders, God, our family, etc.*
2. **What are some things your parents and leaders ask you to do?** *Clean up our toys, share, eat our dinner, put away our books, etc.*

## OBEY LEADERS

directions

**Say:** God's rainbow showed God's promise: God won't flood the whole world again.

1. **Wave** rainbow streamer for kids to see.

**Say:** And this rainbow can remind us that when we obey, God promises to help us do a good job and live a long life with Him! Do you think God will help us do a good job obeying?

2. Kids **respond:** Yes!

**Say:** Okay! I'll pretend to be a leader. You obey by copying what I tell you to do! Policeman says, "Buckle your seatbelts!"

3. Everyone **pretends to buckle** a seatbelt.

4. **Wave** rainbow streamer and **say** together, "God helps me obey!"

**Say:** Teacher says, "Time to be quiet and listen!"

5. Everyone **cups** a hand to their ears and **places** a finger over their mouths.

6. **Wave** rainbow streamer and **say** together, "God helps me obey!"

**Say:** Parents say, "Time to go to bed."

7. Everyone **closes** their eyes and **pretends to sleep**.


8. **Wave** rainbow streamer and **say** together, "God helps me obey!"

9. **Say** "Say With Me" listed on the front.

10. For ages 4-K, **ask** "Questions" listed on the front.

# PROP TALK D

Whole Group Leader Guide



## TWO BY TWO

### 1<sup>st</sup> I BELONG

directions on back

## YOU'LL NEED

- Paper name tag with string (1 per room)
- Marker (1 per room)
- Emily's Bible Adventure Bag (1 per room)

### 2<sup>nd</sup> SAY WITH ME

all ages

**Say Together:** I'm God's friend, so I obey.

### 3<sup>rd</sup> QUESTIONS

ages 4-K

1. **When you ask Jesus to forgive you, and to be your leader and best friend, who do you belong to?** *God*
2. **When we belong to God, who do we obey?** *Our parents and leaders, God, Jesus*

## I BELONG

### Before Prop Talk

1. **Make sure** the Adventure Bag **does not** have a tag on it.

### Prop Talk

1. **Show** the Bible Adventure Bag.

**Ask:** Who does this bag belong to?

2. Kids **respond.** *Emily.*

**Say:** That's right! It's Emily's Adventure Bag!

3. **Show** the tag.

**Say:** Let's make a tag with Emily's name on it and put it on her bag. Then everyone will know this bag belongs to Emily!

4. **Write** "E M I L Y" on the tag, **help kids say** each letter, and **tie** tag onto the bag.

**Say:** There! This bag belongs to Emily.

5. **Hold up** your hand and **pretend to hold** an invisible tag.

**Say:** Friends, I have a tag that no one can see! It's invisible! Pretend you have one, too! Now, we're gonna write God's name on these tags, so everyone will know we belong to God!

6. Together, **pretend to write** "G O D" on your invisible tags, **help kids say** each letter, and **pretend to tie** it on to yourself.
7. **Say** "Say With Me" listed on the front.
8. For ages 4-K, **ask** "Questions" listed on the front.